




CRAVEN STREET
WEALTH

Tax Tables 2025/26

 0330 320 9280

 info@cravenstreetwealth.com

 www.cravenstreetwealth.com

INCOME TAX	25/26	24/25
-------------------	--------------	--------------

Main personal allowances and reliefs		
---	--	--

Personal allowance*	£12,570	£12,570
Marriage/civil partners' transferable allowance	£1,260	£1,260
Blind person's allowance	£3,130	£3,070
Rent-a-room relief	£7,500	£7,500
Property allowance and trading allowance (each)	£1,000	£1,000

*Personal allowance reduced by £1 for every £2 of adjusted net income over £100,000

UK taxpayers excluding Scottish taxpayers' non-dividend, non-savings income		
--	--	--

20% basic rate on taxable income up to	£37,700	£37,700
40% higher rate on next slice of income over	£37,700	£37,700
45% additional rate on income over	£125,140	£125,140

Scottish taxpayers – non-dividend, non-savings income		
--	--	--

19% starter rate on taxable income up to	£2,827	£2,306
20% basic rate on next slice up to	£14,921	£13,991
21% intermediate rate on next slice up to	£31,092	£31,092
42% higher rate on next slice up to	£62,430	£62,430
45% advanced rate on next slice up to	£125,140	£125,140
48% top rate on income over	£125,140	£125,140

All UK taxpayers		
-------------------------	--	--

Starting rate at 0% on band of savings income up to**	£5,000	£5,000
Personal savings allowance at 0%:		
Basic rate	£1,000	£1,000
Higher rate	£500	£500
Additional rate	£0	£0
Dividend allowance at 0%:		
All individuals	£500	£500
Tax rates on dividend income:		
Basic rate	8.75%	8.75%
Higher rate	33.75%	33.75%
Additional rate	39.35%	39.35%
Trusts: Income exemption generally	£500	£500
Rate applicable to trusts:		
Dividends	39.35%	39.35%
Other income	45%	45%

**Not available if taxable non-savings income exceeds the starting rate band

High Income Child Benefit Charge	
---	--

1% of benefit per £200 of adjusted net income between £60,000 and £80,000

STATE PENSIONS	Annual	Weekly
New state pension	£11,973.00	£230.25
Basic state pension – single person*	£9,175.40	£176.45
Basic state pension – spouse/civil partner*	£5,496.40	£105.70

*State pension age reached before 6/4/16

REGISTERED PENSIONS	25/26	24/25
Lump sum and death benefit allowance	£1,073,100	£1,073,100
Lump sum allowance	£268,275	£268,275
Money purchase annual allowance	£10,000	£10,000
Annual allowance*	£60,000	£60,000
Annual allowance charge on excess is at applicable tax rate(s) on earnings		
*Reduced by £1 for every £2 of adjusted income over £260,000 to a minimum of £10,000, subject to threshold income being over £200,000		

TAX INCENTIVISED INVESTMENTS	25/26	24/25
Total Individual Savings Account (ISA) limit, excluding Junior ISAs (JISAs)	£20,000	£20,000
Lifetime ISA	£4,000	£4,000
JISA/Child Trust Fund	£9,000	£9,000
Venture Capital Trust (VCT) at 30%	£200,000	£200,000
Enterprise Investment Scheme (EIS) at 30%*	£2,000,000	£2,000,000
EIS eligible for CGT deferral relief	No limit	No limit
Seed EIS (SEIS) at 50%	£200,000	£200,000
SEIS CGT reinvestment relief	50%	50%

*Above £1,000,000 investment must be in knowledge-intensive companies

CAPITAL GAINS TAX	25/26	24/25
Annual exemption: Individuals, estates, etc	£3,000	£3,000
Trusts generally	£1,500	£1,500
	From	To
	30/10/24	29/10/24
Below UK higher rate band Tax rate	18%	10%
Surcharge for residential property/carried interest*	0%/0%	8%/8%
Within UK higher and additional rate bands Tax rate	24%	20%
Surcharge for residential property/carried interest*	0%/4%	4%/8%
Trusts and estates Tax rate	24%	20%
Business Asset Disposal Relief		
14% (10% 24/25) on lifetime limit of £1,000,000 for trading businesses and companies (minimum 5% participation) held for at least 2 years		
*For 25/26, rate for carried interest for all tax bands is 32%		

NATIONAL INSURANCE CONTRIBUTIONS

Class 1

	25/26	
	Employee	Employer
NICs rate	8%	15%
No NICs for employees generally on the first	£242 pw	£96 pw
No NICs for younger employees* on the first	£242 pw	£967 pw
NICs rate charged up to	£967 pw	No limit
2% NICs on earnings over	£967 pw	N/A

**No employer NICs on the first £967 pw for employees generally under 21 years, apprentices under 25 years and veterans in first 12 months of civilian employment. No employer NICs on the first £481 pw for employees at freeports and investment zones in Great Britain in the first 36 months of employment*

Employment allowance

£10,500

Per business – not available if sole employee is a director

Class 1A Employer On most employees' and directors' taxable benefits 15%

Class 2 Self-employed Flat rate per week (voluntary) £3.50 (£182.00 pa)
Small profits threshold £6,845

Class 4 Self-employed On annual profits of £12,570 to £50,270: 6%
Over £50,270: 2%

Class 3 Voluntary flat rate per week £17.75 (£923.00 pa)

CAR BENEFITS

Taxable amount based on original list price and CO₂ emissions in g/km.

Zero emission cars 3%

Petrol and diesel hybrids with CO₂ emissions 1–50g/km

Range – electric-only miles

	<30	30–39	40–69	70–129	130+
	15%	13%	9%	6%	3%

All non-diesel cars over 50g/km CO₂

	51–54	55 & over
	16%	17%*–37%

**Increased for every extra 5g/km by 1% up to the maximum 37%*

Diesels not meeting RDE2: add 4% to non-diesel rates, up to 37%

Fuel benefit – taxable amount for private use

	25/26	24/25
CO ₂ % charge used for car benefit multiplied by	£28,200	£27,800

VANS – FOR PRIVATE USE

	25/26	24/25
Zero emission: chargeable amount	Nil	Nil
Other vans: chargeable amount	£4,020	£3,960
Fuel: chargeable amount	£769	£757

TAX-FREE BUSINESS MILEAGE ALLOWANCE – OWN VEHICLE

Cars/vans first 10,000 miles	45p per mile, then 25p	Qualifying passenger 5p
Motorcycles	24p per mile	Bicycles 20p per mile

CORPORATION TAX

Year to 31/3/26 and 31/3/25	Profits	Effective rate	Diverted profits
	£0–£50,000	19.0%	} 31%
	£50,001–£250,000	26.5%	
	£250,001 and above	25.0%	

Loans to participants 33.75%

STAMP DUTIES AND PROPERTY TRANSACTION TAXES

Stamp Duty and SDRT: Stocks and marketable securities 0.5%

Additional residential and all corporate residential properties

£40,000 or more – add 5% to SDLT rates, 8% to LBTT and 5% to most LTT rates

England & N Ireland – Stamp Duty Land Tax (SDLT) on slices of value from 1/4/25

Residential property	%	Commercial property [†]	%
Up to £125,000	0	Up to £150,000	0
£125,001–£250,000	2	£150,001–£250,000	2
£250,001–£925,000	5	Over £250,000	5
£925,001–£1,500,000	10		
Over £1,500,000	12		

First time buyers: 0% on first £300,000 for properties up to £500,000

Non-resident purchasers: 2% surcharge on properties £40,000 or more

Residential property bought by companies etc over £500,000: 17% of total consideration, subject to certain exemptions

†0% for freeport and investment zone qualifying property in England only

Scotland – Land and Buildings Transaction Tax (LBTT) on slices of value

Residential property	%	Commercial property	%
Up to £145,000	0	Up to £150,000	0
£145,001–£250,000	2	£150,001–£250,000	1
£250,001–£325,000	5	Over £250,000	5
£325,001–£750,000	10		
Over £750,000	12		

First time buyers: 0% on the first £175,000

Wales – Land Transaction Tax (LTT) on slices of value

Residential property	%	Commercial property	%
Up to £225,000	0	Up to £225,000	0
£225,001–£400,000	6	£225,001–£250,000	1
£400,001–£750,000	7.5	£250,001–£1,000,000	5
£750,001–£1,500,000	10	Over £1,000,000	6
Over £1,500,000	12		

INHERITANCE TAX	25/26	24/25
Nil-rate band*	£325,000	£325,000
Residence nil-rate band*†	£175,000	£175,000
Rate of tax on excess	40%	40%
Rate if at least 10% of net estate left to charity	36%	36%
Lifetime transfers to and from certain trusts	20%	20%
Non-long-term-resident spouse/civil partner exemption	£325,000	£325,000

*Up to 100% of the unused proportion of a deceased spouse's/civil partner's nil-rate band and/or residence nil-rate band can be claimed on the survivor's death

†Estates over £2,000,000: the value of the residence nil-rate band is reduced by 50% of the excess over £2,000,000

100% relief: businesses, unlisted/AIM companies, some farmland/buildings

50% relief: certain other business assets

Annual exempt gifts of: £3,000 per donor £250 per donee

Tapered tax charge on lifetime gifts between 3 and 7 years of death

Years 0–3 full 40% rate, then 8% less for each year until 0% at 7 or more years.

MAIN CAPITAL AND OTHER ALLOWANCES

Plant & machinery (P&M) 100% annual investment allowance (1st year)		£1,000,000
P&M allowance for companies (1st year)*		100%
Special rate P&M allowance for companies (1st year)*		50%
P&M**		18%
Patent rights and know-how**		25%
Special rate P&M e.g. long-life assets and integral features of buildings**		6%
Structures and buildings (straight line)†		3%

Motor cars

CO ₂ emissions of g/km	0*	1–50	Over 50
Capital allowance	100% first year	18% pa**	6% pa**

*New and unused only **Annual reducing balance †10% for freeports and investment zones in Great Britain

Research and development (R&D) – capital expenditure	100%
R&D merged scheme	20%
R&D intensive SME payable credit	14.5%
R&D intensive SME intensity ratio	30%

VALUE ADDED TAX

Standard rate	20%	Domestic fuel	5%
Installation of energy saving materials (except Northern Ireland)			0%
Registration level	£90,000	Deregistration	£88,000
Flat rate scheme turnover limit			£150,000
Cash and annual accounting schemes turnover limit			£1,350,000

MAIN DUE DATES FOR TAX PAYMENT

Income tax, NICs and capital gains tax – Self assessment

31 January in tax year } Normally 50% of previous year's income tax
Following 31 July } (less tax deducted at source) and class 4 NICs

Following 31 January Balance of income tax, class 4 NICs and CGT,
plus class 2 NICs paid voluntarily

Inheritance tax on death: Normally 6 months after end of month of death

Lifetime transfer 6 April–30 September: 30 April in following year

Lifetime transfer 1 October–5 April: 6 months after end of month of transfer

Capital gains tax – residential UK property

Report and pay within 60 days of completion of conveyance of the property

Corporation tax – Self assessment

- Profits under £1,500,000: 9 months + 1 day after end of accounting period

- Profits £1,500,000–£20,000,000: normally payable in 7th, 10th, 13th and 16th months after start of the accounting period

- Profits over £20,000,000: normally payable in 3rd, 6th, 9th and 12th months after start of the accounting period

- Growing companies: no instalments where profits are £10,000,000 or less and the company was not a large company for the previous year

SOCIAL SECURITY BENEFITS

Weekly rates for 2025/26

Statutory Pay Rates Based on minimum average earnings of at least £125 pw:

Statutory Sick Pay £118.75 standard rate

Statutory Maternity Pay and First 6 weeks: 90% of average weekly pay

Statutory Adoption Pay Next 33 weeks: 90% of average weekly pay
up to £187.18

Statutory Paternity Pay 90% of average weekly pay up to £187.18

Shared Parental Pay Up to 37 weeks: 90% of average weekly pay
up to £187.18

Child Benefit (see 'Income Tax – High Income Child Benefit Charge')

First or only child £26.05 Each subsequent child £17.25

Scottish Child Payment

For certain benefit claimants, per child under 16 £27.15

National Living Wage (NLW) and National Minimum Wage (NMW)

Year to 31/3/26 NLW NMW NMW

Aged 21 and over 18–20 Under 18/apprentice


£/hour £12.21 £10.00 £7.55




CRAVEN STREET
WEALTH

Contact us:

 0330 320 9280

 info@cravenstreetwealth.com

 www.cravenstreetwealth.com

© Copyright Craven Street Wealth Limited 2025. All rights reserved. Information has been produced and provided by Taxbriefs, a subsidiary of Metropolis Group Holdings Limited (Registered in England and Wales No: 06439194) and distributed by Craven Street Wealth.

All content is for general information only and does not constitute investment, tax, legal or other forms of advice. You should not rely on this information to make, or refrain from making any decisions. Craven Street Wealth is the trading name of Craven Street Financial Planning Limited.

Craven Street Financial Planning Limited (FCA No 135202) is authorised and regulated by the Financial Conduct Authority. Registered in England and Wales No: 03852054.

Craven Street Wealth Limited is a registered limited company in England and Wales No: 13077997.



LinkedIn



Facebook



X



Instagram